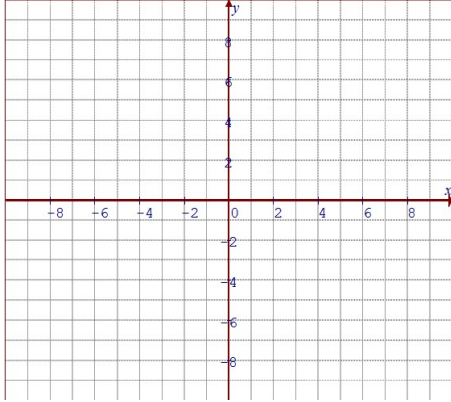
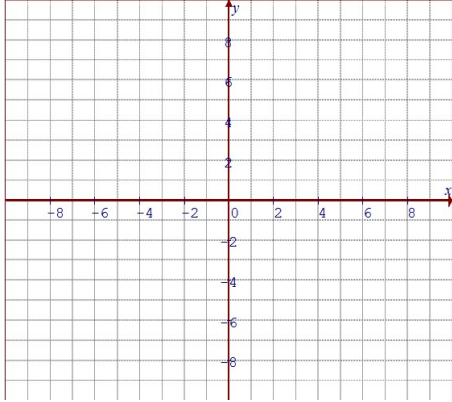
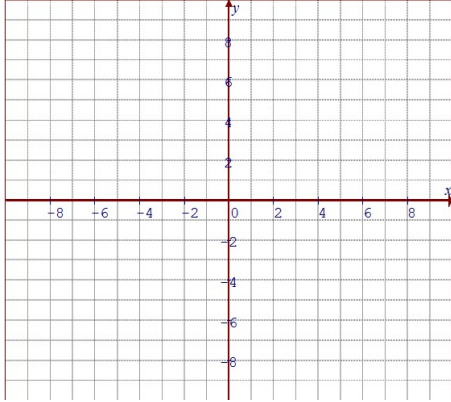
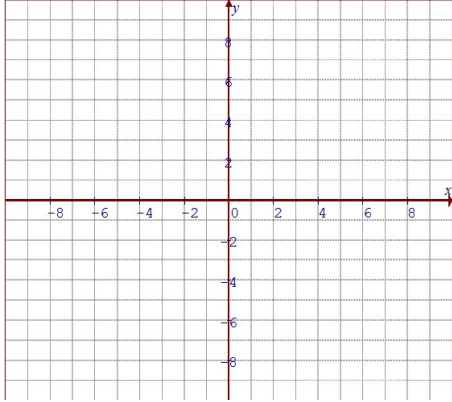
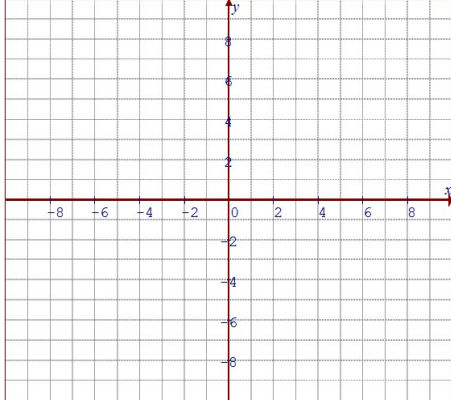
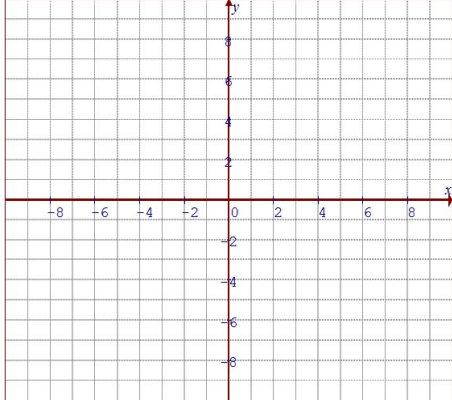


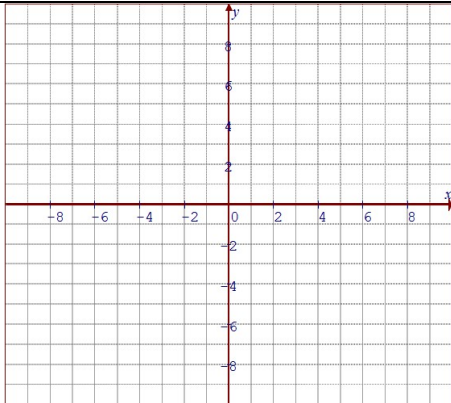
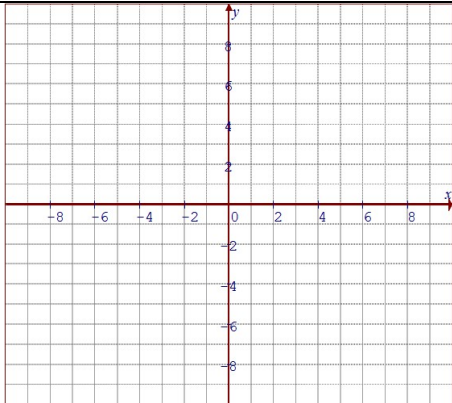
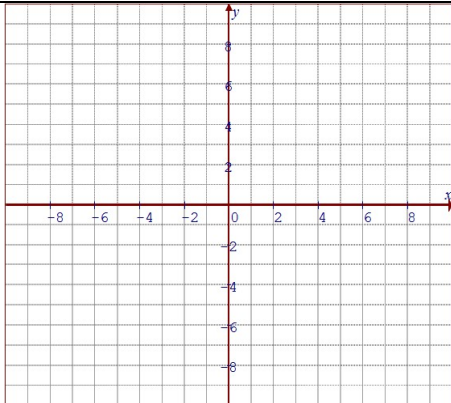
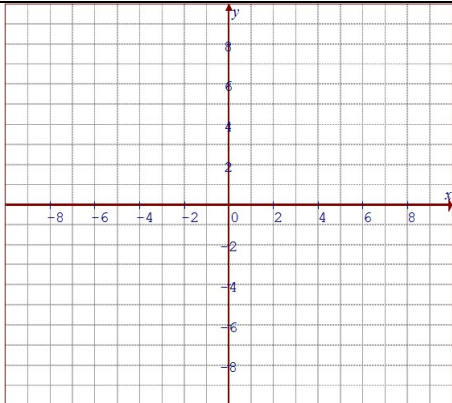
Name: _____

Date: _____

Pre Calculus 11: HW Section 7.2 Graphing Absolute Value Equations:

1. Given each equation, make a TOV, graph it on the grid provided, and state the piece wise function:

<p>a) $y = x + 4$</p> <div style="display: flex; justify-content: space-between;"> <div style="width: 45%; border: 1px solid black; height: 100px; margin-right: 5px;"></div> <div style="width: 45%; text-align: center;">  </div> </div>	<p>b) $y = x - 2$</p> <div style="display: flex; justify-content: space-between;"> <div style="width: 45%; border: 1px solid black; height: 100px; margin-right: 5px;"></div> <div style="width: 45%; text-align: center;">  </div> </div>
<p>a) $y = 2x - 3$</p> <div style="display: flex; justify-content: space-between;"> <div style="width: 45%; border: 1px solid black; height: 100px; margin-right: 5px;"></div> <div style="width: 45%; text-align: center;">  </div> </div>	<p>b) $y = - 3x + 4$</p> <div style="display: flex; justify-content: space-between;"> <div style="width: 45%; border: 1px solid black; height: 100px; margin-right: 5px;"></div> <div style="width: 45%; text-align: center;">  </div> </div>
<p>a) $y = -2x - 5$</p> <div style="display: flex; justify-content: space-between;"> <div style="width: 45%; border: 1px solid black; height: 100px; margin-right: 5px;"></div> <div style="width: 45%; text-align: center;">  </div> </div>	<p>b) $y = - 4 - 3x$</p> <div style="display: flex; justify-content: space-between;"> <div style="width: 45%; border: 1px solid black; height: 100px; margin-right: 5px;"></div> <div style="width: 45%; text-align: center;">  </div> </div>

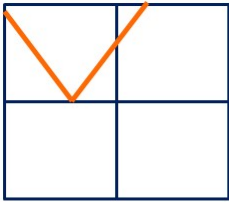
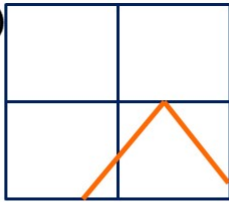
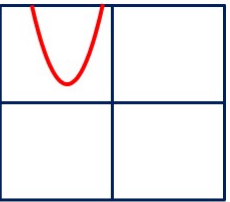
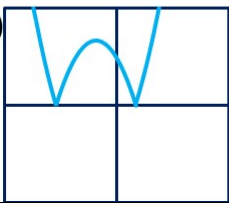

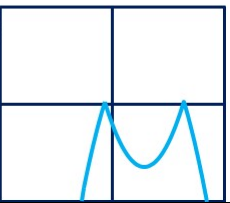
<p>a) $y = x^2 - 4$</p> <div style="display: flex; justify-content: space-around;"> <div style="border: 1px solid black; width: 100px; height: 100px; margin: 5px;"></div> <div style="text-align: center;">  </div> </div>	<p>b) $y = (x+2)^2 - 4$</p> <div style="display: flex; justify-content: space-around;"> <div style="border: 1px solid black; width: 100px; height: 100px; margin: 5px;"></div> <div style="text-align: center;">  </div> </div>
<p>a) $y = -(x-5)^2 - 9$</p> <div style="display: flex; justify-content: space-around;"> <div style="border: 1px solid black; width: 100px; height: 100px; margin: 5px;"></div> <div style="text-align: center;">  </div> </div>	<p>b) $y = x^2 - 6x + 4$</p> <div style="display: flex; justify-content: space-around;"> <div style="border: 1px solid black; width: 100px; height: 100px; margin: 5px;"></div> <div style="text-align: center;">  </div> </div>

2. What is the difference between the graphs of $y = |3x+1|$ and $y = -|3x+1|$.

3. What is the difference between the graphs of $y = |3x+1|$ and $y = |3x+1| + 4$.

4. The following points $(3,5)$, $(-3,-7)$, $(-2,8)$, $(7,-10)$, and $(-3,-9)$ are on the function $y = f(x)$.
 What will the coordinates be on the function: $y = |f(x)|$?

5. Given each equation on the right, indicate which of the graphs on the right is the corresponding one:

a) $y = - -3x + 7 $	b) $y = (x + 3)^2 - 4 $	i) 	ii) 	iii) 
c) $y = -(x - 3)^2 - 5 $	d) $y = 3x + 7 $	iv) 	v) 	vi) 
e) $y = (x + 3)^2 + 1 $	f) $y = - -5x - 8 + 4$			

6. Given each equation, indicate the coordinates of the vertex. Show work with space provided:

a) $y = 2x $	b) $y = 2x - 3 $	c) $y = 2x + 5 $
d) $y = -3x $	e) $y = -3x + 7 $	f) $y = -3x - 8 $
g) $y = 6x $	h) $y = 6x + 4$	i) $y = 6x - 3$
j) $y = - 3 - 4x + 5$	k) $y = 10 - 7 - 5x $	l) $y = 2 + 2 x - 5 $

7. Given the graphs of $y = f(x)$, draw the graph of $y = |f(x)|$

